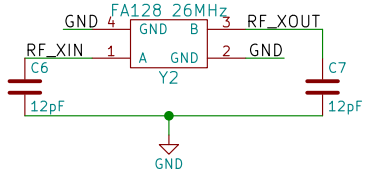
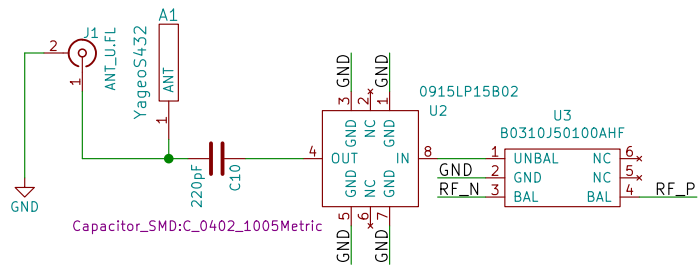
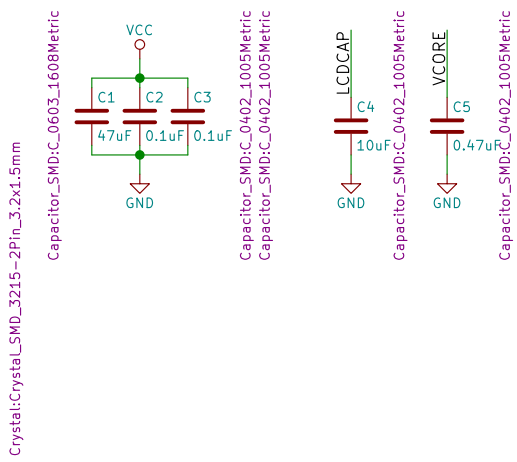
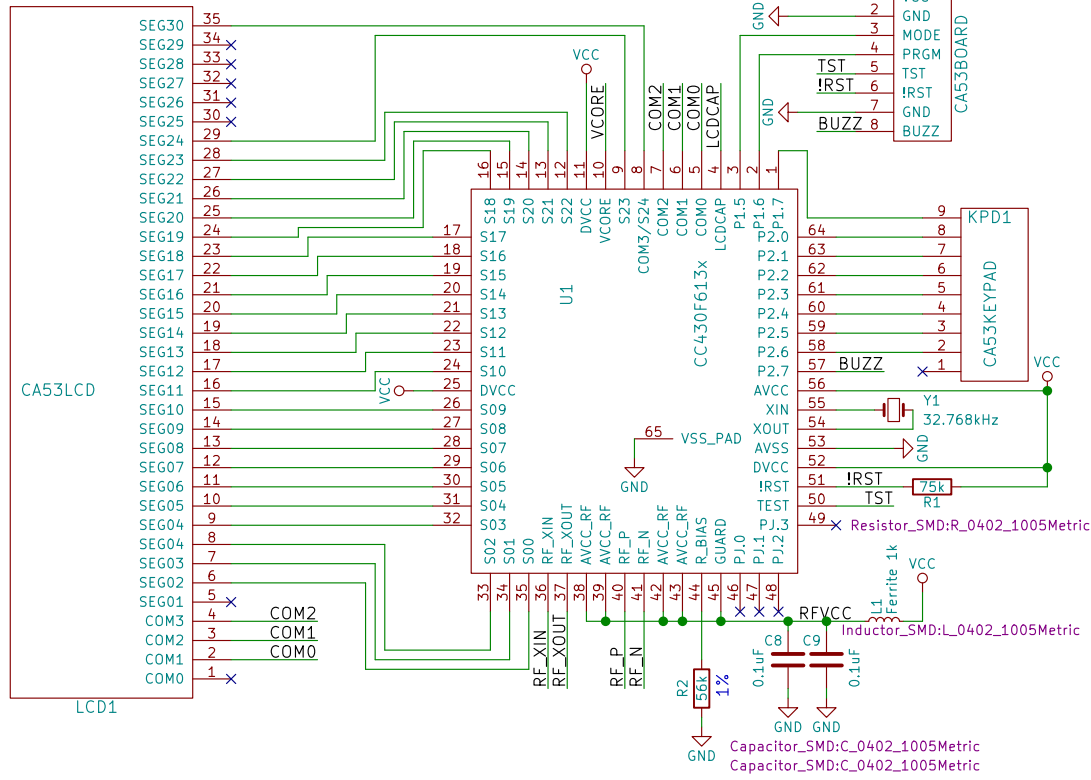
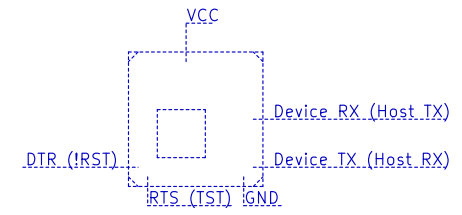


Capacitor_SMD:C_0402_1005Metric
 Capacitor_SMD:C_0402_1005Metric



NOTE WELL:
 1. Both LCD and Keypad pin 1 must be on the West of the board.
 2. Some LCD segments can't be mapped due to pin limits. Sorry.
 3. P1.5 and P1.6 double as a UART for the BSL. (!RST and TST also required.)
 4. See pages 86 and 88 of CC430F6137 datasheet for component values.
 5. Manufacture with 0.6mm thickness.



Replacement PCB for the Casio 3208 watch module (CA53 or CA506) built around the CC430F6137. Tuned for either 70cm (<500MHz) or 33cm (<1GHz).
 by Travis Goodspeed

| | |
|----------------------------------|---------|
| Sheet: / | |
| File: goodwatch30.sch | |
| Title: GoodWatch | |
| Size: A4 | Date: |
| KiCad E.D.A. kicad 5.0.0+dfsg1-2 | Rev: 30 |
| | Id: 1/1 |